



### District Report Card: 2017


<b>State:</b> Assam	<b>District:</b> Dhemaji
<b>Class:</b> 3	<b>Subject:</b> Language
<b>Schools:</b> 61	<b>Students:</b> 800


### Participation/Coverage


#### Students

<div>GENDER</div> <div></div>	Boys		Girls	
	Number	%	Number	%
	388	48.50	412	51.50

<div>AREA</div> <div></div>	Rural		Urban	
	Number	%	Number	%
	749	93.63	51	6.38

<div>CATEGORY</div> <div></div>	SC		ST		OBC		GEN	
	Number	%	Number	%	Number	%	Number	%
	113	14.13	454	56.75	226	28.25	7	0.88

<div>CWSN</div> <div></div>	LD	VI	HI	S&LD	ID	Oth
	0	1	0	2	0	1

<div>Management</div> <div></div>	Government		Government-aided	
	Number	%	Number	%
	789	98.63	11	1.38

### Average Performance of Students in Language (%)

Overall	Gender		Area		Management		Social Group			
	Male	Female	Rural	Urban	Govt.	Aided	SC	ST	OBC	GEN
60.19	59.12	61.20	60.07	61.96	60.38	46.67	62.42	59.40	60.59	62.86

## Performance on Learning Outcomes (LOs)

Learning Outcomes	Description	Average Performance(%)
L304	Reads small texts with comprehension i.e., identifies main ideas, details, sequence and draws conclusions	61.91
L312	Reads printed scripts on the classroom walls: poems, posters, charts etc.	56.75

Range of Performance of Students who Answered Correctly							
Below 30%		30% - 50%		50% - 75%		Above 75%	
Number	%	Number	%	Number	%	Number	%
117	14.63	157	19.63	260	32.50	266	33.25

## Lowest Performing Learning Outcomes (LOs)

1 - Reads printed scripts on the classroom walls: poems, posters, charts etc. (56.75)

2 - Reads small texts with comprehension i.e., identifies main ideas, details, sequence and draws conclusions (61.91)